


Snake Trunk



Junction Box



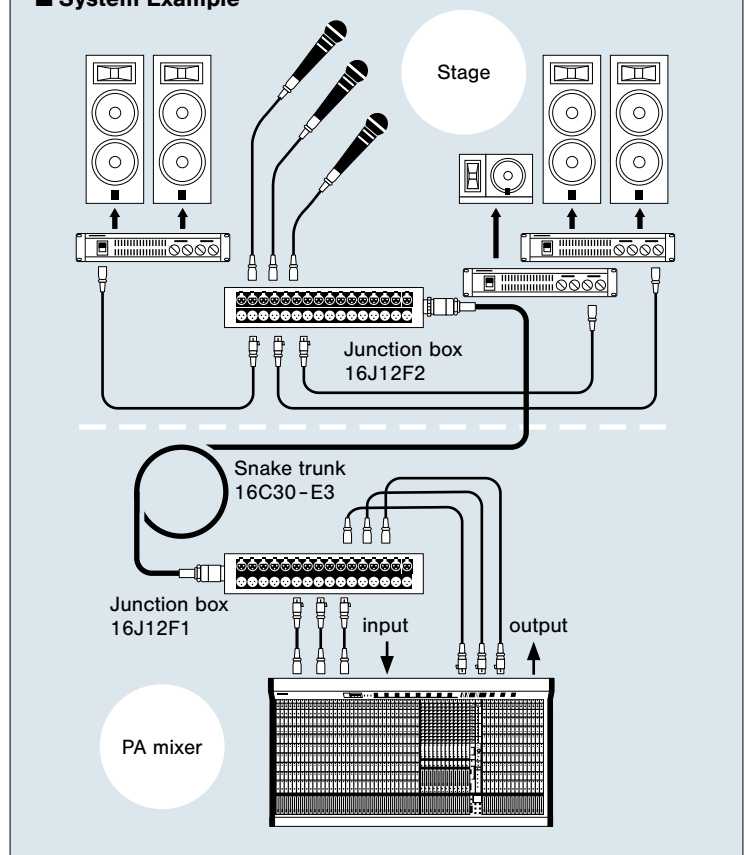
Fantail



Cable Reel Snake



System Example



Connectors used with Canare multichannel cable system

Cable mount	Panel mount	Cable mount	Panel mount
XLR3-11C (female)	XLR3-32-F77 (male)	XLR3-12C (male)	XLR3-31-F77 (female)
For multichannel cable Plug	For Junction box Receptacle	For multichannel cable Plug	For Junction box Receptacle
NK27-21C-R (female) + NK-AD1-R (barrel extension)	NK27-32S-R (male)	FK37-21C-R (female) + FK-AD2-R (barrel extension)	FK37-32S-R (male)
NK27-22C-R (male) + NK-AD1-R (barrel extension)	NK27-31S-R (female)	FK37-22C-R (male) + FK-AD2-R (barrel extension)	FK37-31S-R (female)
D/MS3106B32A-10S (female) + EB-02 (barrel extension) + D/MS3057-20A (cable clamp)	D/MS3102A32A-10P (male)	D/MS3106B36-73S (female) + EB-03 (barrel extension) + D/MS3057-24A (cable clamp)	D/MS3102A36-73P (male)

Technical Trend

Fiber-Optic Systems

Connectors

Cables

Panels & Patchbays

Multichannel Systems

Cable Assemblies

Multichannel Systems

Snake Trunks, Cable Reel Snakes

Snake Trunks

Cable Reel Snakes

8 CH

L-4E3

Star quad, Braided shield



Connector: NK27-21C 3/4-R, NK27-22C 3/4-R
Cable: L-4E3-8P (black)
Rubber bushing: AN3420-12 + Heat Shrink Tube

Model	Length	Weight
8C05-E3	5m	1.6kg
8C10-E3	10m	3.0kg
8C30-E3	30m	8.4kg
8C50-E3	50m	13.8kg

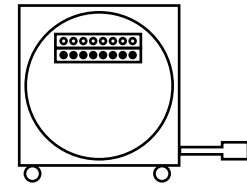
M2

Two-cord, AT shield



Connector: NK27-21C 3/4-R, NK27-22C 3/4-R
Cable: M202-8AT (black)
Rubber bushing: AN3420-10, 12 + Heat Shrink Tube

Model	Length	Weight
8C10-M2	10m	1.7kg
8C30-M2	30m	4.5kg
8C50-M2	50m	7.3kg



Connector: NK27-21C-3/4-R
Cable: L-4E3-8P (black)

Model	Length	Weight	Cable reel
8R30-E3	30m	18.1kg	R380
8R50-E3	50m	23.0kg	R380

12 CH



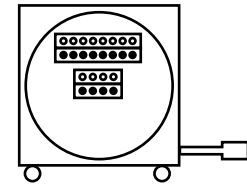
Connector: NK27-21C 7/8-R, NK27-22C 7/8-R
Cable: L-4E3-12P (black)
Rubber bushing: AN3420-16

Model	Length	Weight
12C05-E3	5m	2.1kg
12C10-E3	10m	3.9kg
12C30-E3	30m	11.1kg
12C50-E3	50m	18.3kg



Connector: NK27-21C 3/4-R, NK27-22C 3/4-R
Cable: M202-12AT (black)
Rubber bushing: AN3420-10, 12 + Heat Shrink Tube

Model	Length	Weight
12C10-M2	10m	2.1kg
12C30-M2	30m	5.8kg
12C50-M2	50m	9.3kg



Connector: NK27-21C-7/8-R
Cable: L-4E3-12P (black)

Model	Length	Weight	Cable reel
12R30-E3	30m	20.6kg	R380
12R50-E3	50m	30.4kg	R460

16 CH



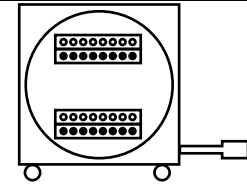
Connector: FK37-21C 7/8-R, FK37-22C 7/8-R
Cable: L-4E3-16P (black)
Rubber bushing: AN3420-16

Model	Length	Weight
16C05-E3	5m	2.6kg
16C10-E3	10m	4.9kg
16C30-E3	30m	14.1kg
16C50-E3	50m	23.3kg



Connector: FK37-21C 7/8-R, FK37-22C 7/8-R
Cable: M202-16AT (black)
Rubber bushing: AN3420-10, 12, 16

Model	Length	Weight
16C10-M2	10m	2.7kg
16C30-M2	30m	7.5kg
16C50-M2	50m	12.3kg



Connector: FK37-21C-7/8-R
Cable: L-4E3-16P (black)

Model	Length	Weight	Cable reel
16R30-E3	30m	24.1kg	R380
16R50-E3	50m	36.1kg	R460

24 CH



Connector: <D/MS3106B32A-10S+D/MS3057-20A> x 2
Cable: L-4E3-24P (black)
Rubber bushing: AN3420-20

Model	Length	Weight
24C05-E3	5m	4.3kg
24C10-E3	10m	7.7kg
24C30-E3	30m	21.7kg
24C50-E3	50m	35.7kg

Extension Cord <D/MS3101A32A-10P+D/MS3057-20A> x 2
Cable: L-4E3-24P (black)

Model	24C005-E3MS22
-------	---------------

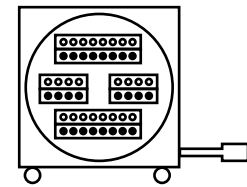


Connector: <D/MS3106B32A-10S+D/MS3057-20A> x 2
Cable: M202-24AT (black)
Rubber bushing: AN3420-16, 20 + Heat Shrink Tube

Model	Length	Weight
24C10-M2	10m	4.0kg
24C30-M2	30m	10.4kg
24C50-M2	50m	16.8kg

Extension Cord <D/MS3101A36-73P+D/MS3057-24A> x 2
Cable: M202-32AT (black)

Model	32C005-M2MS22
-------	---------------



Connector: D/MS3106B32A-10S
Cable: L-4E3-24P (black)

Model	Length	Weight	Cable reel
24R30-E3	30m	34.6kg	R460

32 CH



Connector: <D/MS3106B36-73S+D/MS3057-24A> x 2
Cable: M202-32AT (black)
Rubber bushing: AN3420-16, 20, 24

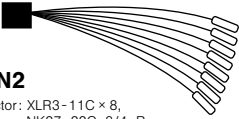
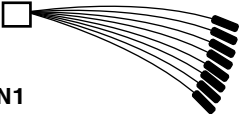


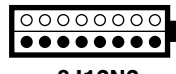
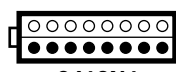

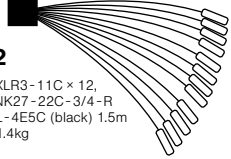
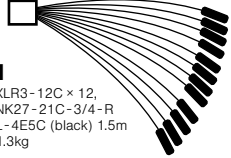
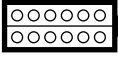

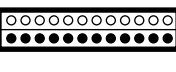
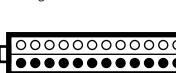
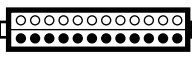
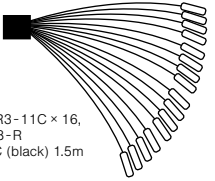
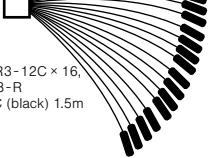





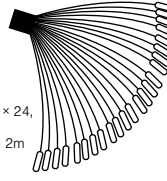
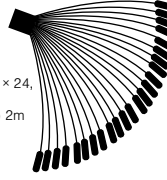
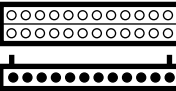
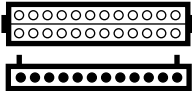
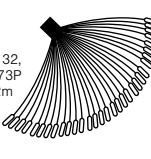





Model	Length	Weight
32C10-M2	10m	4.8kg
32C30-M2	30m	13.1kg
32C50-M2	50m	21.0kg

Extension Cord <D/MS3101A36-73P+D/MS3057-24A> x 2
Cable: M202-32AT (black)

Model	32C005-M2MS22
-------	---------------

□ ○ : Female
■ ● : Male

Note: Connecting cables 24C005-E3MS22 and 32C005-M2MS22 are to be used to interconnect snake trunks only and they do not mate with our other standard snake system.

Fantails	Junction Boxes		
<p>8S1N2 Connector: XLR3-11C × 8, NK27-22C-3/4-R Cable: L-4E6S (black) 1.5m Weight: 1.1kg</p>  <p>8S2N1 Connector: XLR3-12C × 8, NK27-21C-3/4-R Cable: L-4E6S (black) 1.5m Weight: 1.0kg</p> 	<p>Single XLR per channel</p> <p>8B1N2 Connector: XLR3-31-F77 × 8, NK27-32S-R × 1 Weight: 0.9kg</p>  <p>8B2N1 Connector: XLR3-32-F77 × 8, NK27-31S-R × 1 Weight: 1.1kg</p> 	<p>Parallel XLR per channel</p> <p>8J12N2 Connector: XLR3-31-F77 × 8, XLR3-32-F77 × 8, NK27-32S-R × 1 Weight: 1.5kg</p>  <p>8J12N1 Connector: XLR3-31-F77 × 8, XLR3-32-F77 × 8, NK27-31S-R × 1 Weight: 1.5kg</p> 	<p>Parallel XLR per channel MultiPin feed through</p> <p>8J12N12 Connector: XLR3-31-F77 × 8, XLR3-32-F77 × 8, NK27-31S-R × 1, NK27-32S-R × 1 Weight: 1.6kg</p> 
<p>12S1N2 Connector: XLR3-11C × 12, NK27-22C-3/4-R Cable: L-4E5C (black) 1.5m Weight: 1.4kg</p>  <p>12S2N1 Connector: XLR3-12C × 12, NK27-21C-3/4-R Cable: L-4E5C (black) 1.5m Weight: 1.3kg</p> 	<p>12B1N2 Connector: XLR3-31-F77 × 12, NK27-32S-R × 1 Weight: 1.3kg</p>  <p>12B2N1 Connector: XLR3-32-F77 × 12, NK27-31S-R × 1 Weight: 1.2kg</p> 	<p>12J12N2 Connector: XLR3-31-F77 × 12, XLR3-32-F77 × 12, NK27-32S-R × 1 Weight: 2.1kg</p>  <p>12J12N1 Connector: XLR3-31-F77 × 12, XLR3-32-F77 × 12, NK27-31S-R × 1 Weight: 2.1kg</p> 	<p>12J12N12 Connector: XLR3-31-F77 × 12, XLR3-32-F77 × 12, NK27-31S-R × 1, NK27-32S-R × 1 Weight: 2.2kg</p> 
<p>16S1F2 Connector: XLR3-11C × 16, FK37-22C-7/8-R Cable: L-4E5C (black) 1.5m Weight: 1.9kg</p>  <p>16S2F1 Connector: XLR3-12C × 16, FK37-21C-7/8-R Cable: L-4E5C (black) 1.5m Weight: 1.7kg</p> 	<p>16B1F2 Connector: XLR3-31-F77 × 16, FK37-32S-R × 1 Weight: 1.6kg</p>  <p>16B2F1 Connector: XLR3-32-F77 × 16, FK37-31S-R × 1 Weight: 1.3kg</p> 	<p>16J12F2 Connector: XLR3-31-F77 × 16, XLR3-32-F77 × 16, FK37-32S-R × 1 Weight: 2.5kg</p>  <p>16J12F1 Connector: XLR3-31-F77 × 16, XLR3-32-F77 × 16, FK37-31S-R × 1 Weight: 2.5kg</p> 	<p>16J12F12 Connector: XLR3-31-F77 × 16, XLR3-32-F77 × 16, FK37-31S-R × 1, FK37-32S-R × 1 Weight: 2.6kg</p> 
<p>24S1MS2 Connector: XLR3-11C × 24, D/MS3101A32A-10P Cable: L-4E5C (black) 2m</p>  <p>24S2MS2 Connector: XLR3-12C × 24, D/MS3101A32A-10P Cable: L-4E5C (black) 2m</p> 		<p>24B12MS Connector: XLR3-31-F77 × 24 (on top), XLR3-32-F77 × 24 (12 on each side), D/MS3102A32A-10P Weight: 2.7kg</p> 	<p>24B12MSW Connector: XLR3-31-F77 × 24 (on top), XLR3-32-F77 × 24 (12 on each side), D/MS3102A32A-10P × 2 Weight: 3.0kg</p> 
<p>32S1MS2 Connector: XLR3-11C × 32, D/MS3101A36-73P Cable: L-4E5C (black) 2m</p>  <p>32S2MS2 Connector: XLR3-12C × 32, D/MS3101A36-73P Cable: L-4E5C (black) 2m</p> 		<p>32B12MS Connector: XLR3-31-F77 × 32, XLR3-32-F77 × 32, D/MS3102A36-73P Weight: 5.3kg</p>  <p>32B12MWF11 Connector: XLR3-31-F77 × 32, XLR3-32-F77 × 32, D/MS3102A36-73P × 2, FK37-31S-R × 2 Weight: 6.0kg</p> 	<p>32B12MSW Connector: XLR3-31-F77 × 32, XLR3-32-F77 × 32, D/MS3102A36-73P × 2 Weight: 5.5kg</p>  <p>32B12MF11 Connector: XLR3-31-F77 × 32, XLR3-32-F77 × 32, D/MS3102A36-73P × 1, FK37-31S-R × 2 Weight: 5.7kg</p> 

Technical Trend

Fiber-Optic Systems

Connectors

Cables

Panels & Patchbays

Multichannel Systems

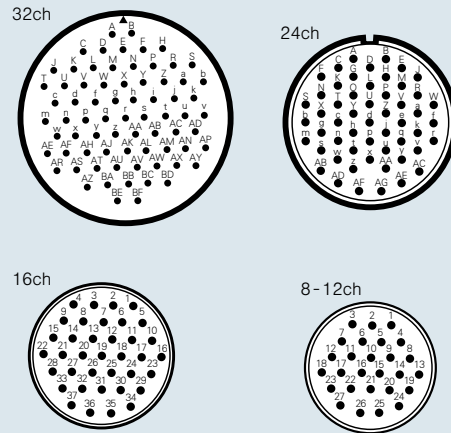
Cable Assemblies

Multichannel Systems

Pin Assignments, Reels

Multichannel Connector Pin Assignments

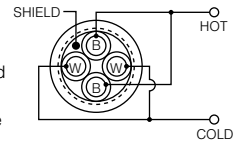
Ch No.	Cable Unit Identification		32ch		24ch		16ch		8ch / 12ch		
	L-4E3	M202	D/MS3102A36-73 D/MS3106B36-73		D/MS3102A32A-10 D/MS3106B32A-10		FK37		NK27		
	Spiral Marker Color	Insulator Color Identifying Color Common Identifying Color	HOT	COLD	HOT	COLD	HOT	COLD	HOT	COLD	
1	RED	RED • WHT	A	B	A	B	1	2	1	3	
2	BLU	BLU •	C	D	C	D	3	4	4	5	
3	YEL	YEL •	F	H	F	G	5	6	6	7	
4	GRN	GRN •	J	K	H	J	8	9	8	9	
5	BRN	BRN •	L	M	K	L	10	11	11	12	
6	N/A	GRY •	N	P	N	O	12	13	13	14	
7	BLU • BLK	BLU • BLK	R	S	P	R	14	15	15	16	
8	YEL • BLK	YEL •	T	U	S	T	16	17	17	18	
9	GRN • BLK	GRN •	V	W	U	V	21	22	19	20	
10	BRN • BLK	BRN •	Y	Z	X	Y	23	24	22	23	
11	BLK	GRY •	a	b	Z	a	25	26	24	25	
12	BLU • ORN	BLU • ORN	c	d	b	c	27	28	26	27	
13	YEL • ORN	YEL •	f	g	d	e	29	30	SHIELD		
14	GRN • ORN	GRN •	h	i	g	h	32	33	10		
15	BRN • ORN	BRN •	j	k	j	k	34	35			
16	ORN	GRY •	m	n	m	n	36	37			
17	BLU • PNK	BLU • PNK	u	v	p	q	SHIELD				
18	YEL • PNK	YEL •	w	x	s	t	19				
19	GRN • PNK	GRN •	y	z	u	v					
20	BRN • PNK	BRN •	AA	AB	w	x					
21	PNK	GRY •	AC	AD	AB	z					
22	BLU • WHT	BLU • RED	AE	AF	AA	AC					
23	YEL • WHT	YEL •	AH	AJ	AD	AF					
24	GRN • WHT	GRN •	AL	AM	AG	AE					
25	—	BRN •	AN	AP	SHIELD						
26	—	GRY •	AR	AS	E						
27	—	YEL • BLU	AT	AU							
28	—	GRN •	AV	AW							
29	—	BRN •	AX	AY							
30	—	GRN • YEL	AZ	BA							
31	—	BRN •	BC	BD							
32	—	GRY •	BE	BF							
			SHIELD								
			E	q	t						
			X	r	AK						
			p	s	BB						



■ Connection Method

L-4E3 Types:

Identify the channel number by the color of the spiral marker on the inner jacket (gray). The unit is 4-core construction and the insulator colors are blue, blue, white, and white. Connect these with the same colored cores, so that the blue cores are connected to Hot and the white cores to Cold.



M202 Types:

The unit is 2-core construction, with the channel number identified by the insulator color (a combination of the identifying color and common identifying color). Connect the identifying color core to Hot, and the common identifying color core to Cold.

■ Connections to XLR Connectors

Polarity	HOT	COLD	SHIELD
Pin No.	2	3	1

Lightweight Cable Reels New

Lightweight plastic cable reels made by Schill™

Model	Flange Dim.	Description	Weight
RGT310.RM	310 mm	with auxiliary reel	1.8 kg
RGT380.RM	380 mm		4.8 kg
RGT310.MFK	310 mm	with latching door	1.4 kg
RGT380.MFK	380 mm		4.3 kg

Color: dark blue

- Canare and Schill™ collaboration
- *Schill™ is a trademark of Schill GmbH & Co. KG
- Easy to carry around
- High quality resin: durable, weatherproof and lightweight.
- Locking brake
- Latching door type (MFK) allows you to store cable connector inside reel.
- Canare special colored flange
- Rough estimate of maximum cable lengths (cable O.D.)
- RGT310: L-4E6S 120 m (6 mm)
- RGT380: L-5CFW 130 m (7.7 mm)
- RJC6A-4P-SFM 110m (8.6 mm)
- LF-2SM9N 100m (9.2 mm)



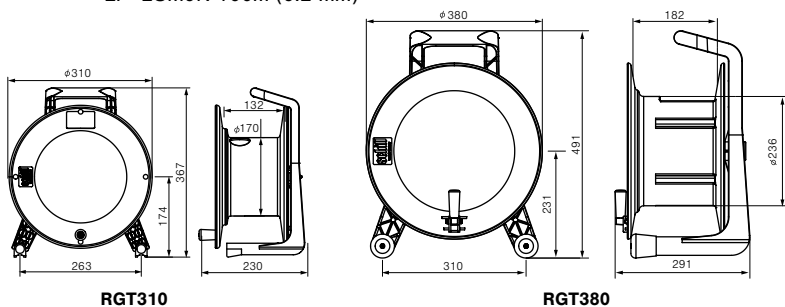
RGT310.RM



RGT380.MFK

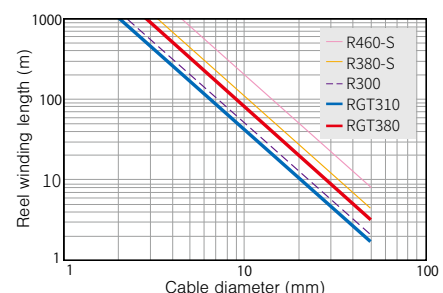


RGT380.MFK
door open



RGT310

RGT380



Cable winding length reference chart

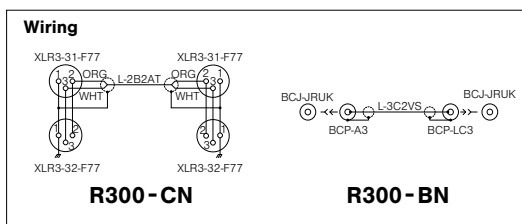
Cable Reels

Dependable cable reels Dependable steel reels with 3-speed brake

Model	Flange Dim.	Description	Feature	Weight
R300-S	300 mm	with auxiliary reel	stackable	4.6 kg
R380-S	380 mm		w/caster	8.3 kg
R460-S	460 mm		w/caster	9.9 kg
R300	300 mm	cable hole on hub (no exit)	stackable	4.3 kg
R300-L	300 mm	connector trench on hub (no holes)	stackable	4.4 kg
R300-CN	300 mm	XLR3 receptacles on hub and flange	stackable	4.6 kg
R300-BN	300 mm	BNC receptacles on hub and flange	stackable	4.6 kg

Color: black

- 3-speed brake : lock/soft/free
- Oilless bearing
- Tubular steel E brace construction
- Parallel wired M & F XLR3s for genderless connection (R300-CN)



3-speed brake



R460-S



R300-S

Reels with Cable Assemblies

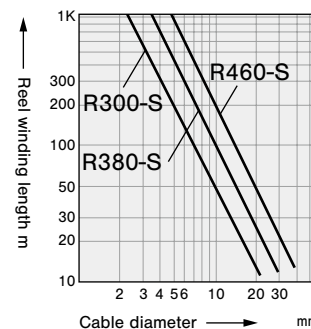
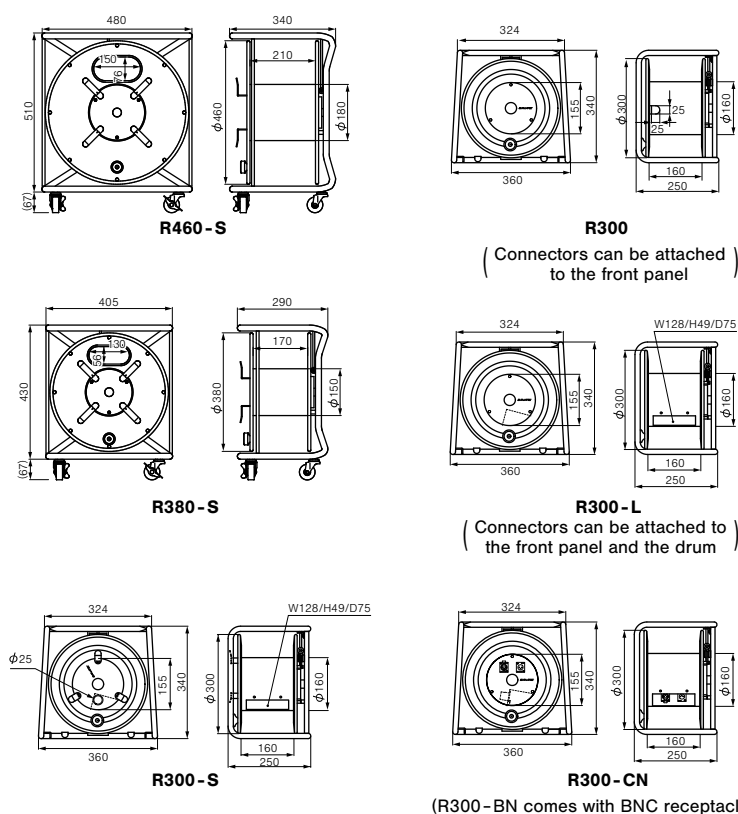
Cable reels with detachable cables

Model	Cable reel	Description			Weight (kg)
		Inner end	Cable	Outer end	
CR100-CN	R300-CN	XLR3-12C	L-4E6S(100m)	XLR3-11C	9.6
CR100-S	R300-S	XLR3-12C	L-4E6S(100m)	XLR3-11C	9.6
CR90-BN	R300-BN	BCP-H5B	L-5C2VS(90m)	BCP-H5B	10.5



CR100-CN

Dimensions



Cable winding length reference chart

<Wind length conversion formula>

$$R300-S \text{ (S, L, CN)} \quad L = \frac{8448}{D^2} \times 0.6 \text{ (m)} \quad R460-S \quad L = \frac{33852}{D^2} \times 0.6 \text{ (m)}$$

$$R380-S \quad L = \frac{18207}{D^2} \times 0.6 \text{ (m)} \quad D: \text{cable outer diameter (mm)} \quad L: \text{wind length}$$

(R300-BN comes with BNC receptacles)